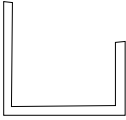
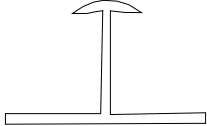
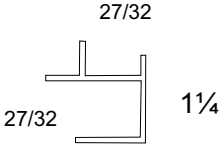
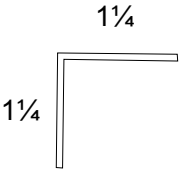
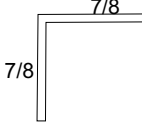
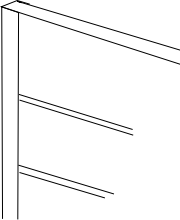
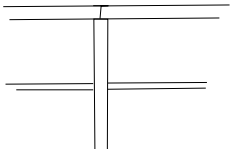
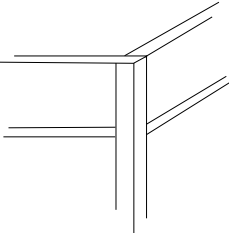
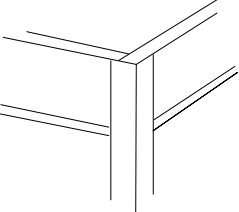
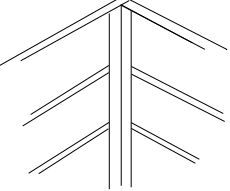


Slatwall Trims & Moldings

Available in white, gray, almond, black and red.

CJM - (color)	CDM - (color)	CIOCM - (color)	CLC - 1 1/4" (color)	CLC - 7/8" (color)
 <p>J-Molding 3847</p>	 <p>Division Molding 3784</p>	 <p>Inside/Outside Corner Molding 3652</p>	 <p>1 1/4" L Channel 3892</p>	 <p>7/8" L Channel 3909</p>
				
<p>The J-molding is used to finish the vertical or horizontal edge of a panel.</p> <p>Benefits:</p> <ul style="list-style-type: none"> • Provides a clean consistent edge. • Eliminates expensive edgebanding. • Enables an easy and quick application. 	<p>The division molding is used as a finished spacer between the vertical edges of the panels.</p> <p>Benefits:</p> <ul style="list-style-type: none"> • Provides a uniform vertical seam. • Hides any gaps that might form due to shrinkage between panels. 	<p>The inside/outside corner molding is designed for a 90° inside or outside corner application.</p> <p>Benefits:</p> <ul style="list-style-type: none"> • Insures consistent appearance with built in tolerances that allow for wall variances. • Enables easy installations. • Unique dual purpose design lessens the number of parts. 	<p>The 1 1/4" L molding provides an alternative to the inside/outside corner molding. This is a convenient way to trim out either an inside or outside corner for slatwall.</p> <p>Benefits:</p> <ul style="list-style-type: none"> • This piece provides the same benefits as the inside/outside corner molding, at a slightly lower cost. • It works with 3/4" as well as 1 1/4" boards. 	<p>The 7/8" L molding is another alternative for the inside/outside corners. It works well for the 3/4" panels and is a cost savings to the inside/outside corner molding.</p>